

Quarter Half Whole

Nissa Evenson


1. QUARTER NOTE



These notes are called "QUARTER NOTES".

1 QUARTER NOTE gets 1 beat:

2. Draw a row of quarter notes, fitting four in each measure



COUNT and CLAP 1...2...3...4... the notes you have just written

3. In the example below, circle the note that doesn't belong.




4. HALF NOTE



These notes are called "HALF NOTES"

1 HALF NOTE gets 2 beats:

5. Draw a row of half notes, fitting two half notes in each measure



COUNT and CLAP 1...(2)...3...(4)...the notes you have just written

6. Count and then Clap

16



20




7. Below each note, write the number of beats it gets

24




8. Circle the note that doesn't belong

28



9. WHOLE NOTE

32

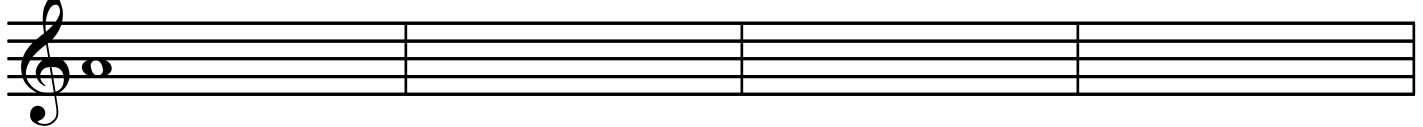


These notes are called "WHOLE NOTES"

1 WHOLE NOTE gets 4 beats!

10. Draw a row of Whole Notes, fitting one note into each measure. COUNT and CLAP when finished.

36



1...(2)...(3)...(4)...

Below each note, write the number of beats it gets

40

